

# PA SFI COURSE LISTINGS PAGE

([www.sfiopa.org/register](http://www.sfiopa.org/register))

814-355-1010 | CONTACT US

f o y in t

[DONATE](#)



Home About SFI Certified Orgs Sustainable Forestry Loggers Contributions Resources Inconsistent Practices

Clicking on a location name will bring up a map showing where the training will be held.

## Pennsylvania SFI Training Courses

[Print Fall 2024 Training Schedule](#)

Click here to print a copy of the training schedule

[HELP ME REGISTER!](#)

Course Title	Type	Date	Location	Price	Space Available	Status
Professional Timber Harvesting Essentials (8 hours)	Core	11/12/24	<a href="#">Blain</a>	\$100	25	<a href="#">REGISTER</a>
Basic First Aid and Adult CPR (4 hours)	Core	11/13/24	<a href="#">Blain</a>	\$50	11	<a href="#">REGISTER</a>
Wildland Fire Prevention & Response for Pennsylvania Loggers (4 hours)	Con. Ed.	11/13/24	<a href="#">Howard</a>	\$50	25	<a href="#">REGISTER</a>
Pennsylvania Wildlife (4 hours)	Con. Ed.	11/14/24	<a href="#">Fayetteville</a>	\$50	19	<a href="#">REGISTER</a>
Game of Logging - Level 1 (8 hours)	Core	11/15/24	<a href="#">McConnellsburg</a>	\$100	12	<a href="#">REGISTER</a>

"Spaces Available" shows the number of spaces that are still available before the training is full.

Click on the "Register" button to review and register for courses.

[REGISTER](#)

[CANCELLED](#)

[REVIEW](#)

Course Info / Register & pay for a course.

The course has been cancelled. No info available.

Course registration has closed or course is full. Review course info only.

Different status buttons reflect the status of each course (see below for more details).

- Course Title:** Identifies the title of the course and the number of credit hours the training is worth. Note that in some cases the actual course length might be longer or shorter.
- Type:** Shows whether the course hours primarily count for core training credit or continuing education credit (Professional Timber Harvesting Essentials and Game of Logging level 1 can count as Core and Continuing Education. See training program policy for more details).
- Date:** Identifies the date that the course will be held.
- Location:** Gives a general location, sometimes the nearest well-known town, where the course will be held. Clicking on the location name will bring up a Google map of the exact training or meeting location.
- Price:** Lists the registration fee for each course. This fee must be paid prior to the course date.
- Space Available:** Shows the number of spaces still available in the course.
- Status:** Reflects the status of the course. "REVIEW" means that registration for the course is closed, but you can still click on the button and review the course details. "REGISTER" means that registration is still open for the course. Clicking the register button will bring up the details page for the course as well as the form you will need to complete in order to register for the training (refer to the next page of this help guide). "CANCELLED" means that the course has been cancelled. Additional details for the course are no longer available once a course has been cancelled.

## PA SFI COURSE DETAILS AND REGISTRATION PAGE

After you click the “REGISTER” button for a specific course on the previous page, the course details and registration page will come up. (Refer to the following page to view an example of the course details page)

1. **The box at the top of the page is your “shopping cart.”** It shows one or more courses that you are currently attempting to register for. You can remove courses from your shopping cart by clicking the box to the right under **“Remove.”** To add additional courses, click on the orange **“ADD ANOTHER COURSE”** button (this will take you back to the previous page). The bottom of the shopping cart lists the Grand Total of your registration fees.
2. **Below the shopping cart box you will see “Course Information” to the left.** This lists all the important details for the course in your shopping cart. If you have multiple courses in your shopping cart, the page lists the details for the last course on your list. To view the details of other courses in your shopping cart, click on the **“Course Title”** in the shopping cart. Please be sure to review all the course details, including the **“Additional Information”** at the bottom, before completing your registration.
3. **The “Contact Information” section on the right is where you complete your registration.** You must complete all fields of the form before checking out. The mailing address you enter is where your PA SFI records will be sent. The email address you enter is where your registration confirmation will be sent. Please be sure all details are correct. If you register another person with your contact information, all their SFI training communications will come to you from that point on. While you can register for multiple courses at once, you can only register one person at a time for training.
4. Select the Occupation from the dropdown list that most closely reflects the individual’s primary occupation. Please provide additional details when selecting “Other”.
5. **You will need to enter the 5-digit verification code before you can complete your registration.**
6. **CLICK ONE OF THE TWO PAYMENT BUTTONS TO COMPLETE YOUR REGISTRATION:**
  - **If you choose to pay by check, click on the blue “CLICK HERE TO PAY BY CHECK” button.** This will complete your registration, and a confirmation will be sent to the email address you entered. Please send a check to the PA SFI office at 748 Gravel Point Road, Howard, PA 16841 as soon as possible. Be sure to write the “Order ID” number that is listed on the registration confirmation email on the memo line of the check.
  - **If you chose to pay by credit card, click on the green “CLICK HERE TO PAY BY CREDIT CARD” button.** This will take you to the Paypal checkout (see the next section of this help guide for more information). You will NOT need a Paypal account to check out using this method.

# PA SFI COURSE DETAILS & REGISTRATION PAGE

814-355-1010 | CONTACT US

f o y in t

DONATE



Home About SFI Certified Orgs Sustainable Forestry Loggers Contributions Resources Inconsistent Practices

If you have multiple courses in your "Shopping Cart" you can click on the Course Title to review details for each course

"Shopping Cart"

Type	Date	Course Title	Location	Price	Space Avail.	Remove
Core	11/12/24	Professional Timber Harvesting Essentials (8 hours)	Blain	\$100	25	⊗
Core	11/13/24	Basic First Aid and Adult CPR (4 hours)	Blain	\$50	11	⊗

Click here to add another course

ADD ANOTHER COURSE

Click box to delete course from your shopping cart

GRAND TOTAL: \$150.00

## COURSE INFORMATION

**Course Name:** Basic First Aid and Adult CPR (4 hours)  
**Course Date:** 11/13/24  
**Register By:** 11/6/24

**Type:** Core  
**Time:** 9:00 am  
**Credit Hours:** 4  
**Price:** \$50

**Location:** Blain  
[ Directions/Map ]

Opens a Google map of the training location

**Description:**  
First Aid/CPR - OSHA regulations require that everyone who works in the woods maintain current First Aid/CPR training provided by a person or persons who are certified instructors. Participants should receive a certificate and/ or card upon completion of the training to confirm that they have satisfied this training requirement.

THE ALLEGHENY HARDWOOD UTILIZATION GROUP (AHUG) HAS GENEROUSLY SUBSIDIZED PART OF THE REGISTRATION FEES FOR THIS BASIC FIRST AID AND ADULT CPR TRAINING. VISIT [ahug.com/](http://ahug.com/).

FIRST AID/CPR DOES NOT COUNT FOR CONTINUING EDUCATION CREDIT

**Meeting Location:**  
DCNR Tuscarora State Forest office  
4455 Big Spring Road  
Blain, PA 17006  
(717) 536-3191

**Instructor:**  
Ashely Shook (814) 844-4039

**What to Bring:**  
You will not need anything for

If you plan to pay by mailing a check to the PA SFI office before the course date, click the green button to finish your registration

If you plan to pay by credit card, click the brown button and proceed to the Paypal check out. You will NOT need a Paypal account.

## CONTACT INFORMATION

Each course participant must be registered separately.

First Name   
Middle Initial   
Last Name   
Home Address   
City   
State   
Zip Code   
Phone   
E-mail

Fill this section out completely to register for training

Your registration confirmation will automatically be sent to this email address. Please be sure it is correct. Note that all future communications for this individual will be sent to this email address. **If you do not receive your registration confirmation, please first check your email junk/spam folder. Registration confirmations may take up to 10 minutes to be received.**

Occupation

Verify registration by entering the code below:  
26660

If by check -  
[CLICK HERE TO PAY BY CHECK](#)

Note: Please send your payment to the PA SFI office by mail prior to course date.

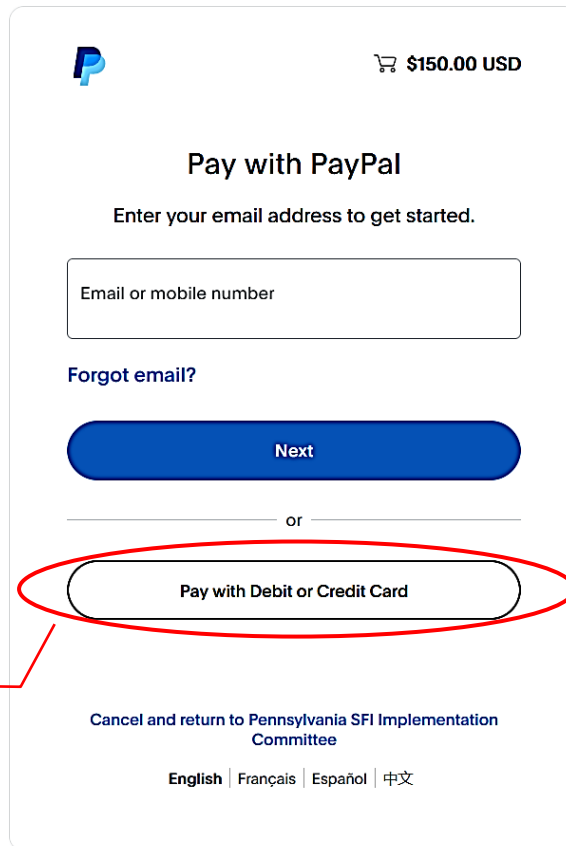
If by credit card -  
[CLICK HERE TO PAY BY CREDIT CARD](#)

Note: This is a Paypal checkout. You do not need a PayPay account to pay by credit card.

[HELP ME REGISTER!](#)

## PAYPAL CHECKOUT (CREDIT CARD)

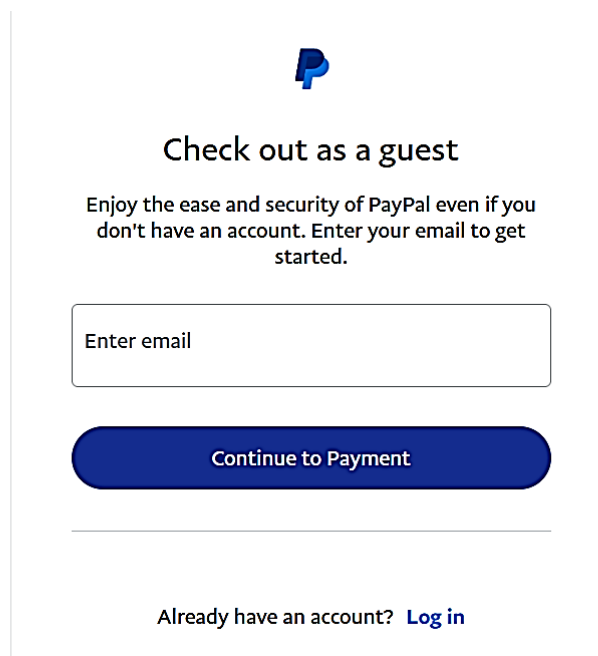
1. Once you have clicked on the green **“CLICK HERE TO PAY BY CREDIT CARD”** button, your web browser will take you to the PayPal checkout page (below). Unless you already have a PayPal account, click the white **“Pay with Debit or Credit Card”** option (circled in red below). You do not need to enter any information above or click the blue **“Next”** button.



The screenshot shows the PayPal checkout interface. At the top left is the PayPal logo, and at the top right is a shopping cart icon with the text "\$150.00 USD". The main heading is "Pay with PayPal". Below this is the instruction "Enter your email address to get started." followed by a text input field labeled "Email or mobile number". A link "Forgot email?" is positioned below the input field. A blue button labeled "Next" is centered below the input field. A horizontal line with the word "or" in the center separates the "Next" button from the "Pay with Debit or Credit Card" button, which is highlighted with a red oval. At the bottom, there is a link "Cancel and return to Pennsylvania SFI Implementation Committee" and a language selection menu with options: "English | Français | Español | 中文".

Click this option if you are ready to check out and complete the registration payment for this order without a PayPal account.


2. You will need to enter your email address and click **“Continue to Payment”** when checking out as a guest.



The screenshot shows the "Check out as a guest" page. At the top center is the PayPal logo. The heading is "Check out as a guest". Below this is the instruction "Enjoy the ease and security of PayPal even if you don't have an account. Enter your email to get started." followed by a text input field labeled "Enter email". A blue button labeled "Continue to Payment" is centered below the input field. At the bottom, there is a link "Already have an account? Log in".

## PAYPAL CHECKOUT (CREDIT CARD) - CONTINUED

3. The next screen that comes up should look similar to below. You will need to fill out your credit card and billing information. When everything is complete, click the blue **“Continue”** button at the bottom of the screen – this will complete your payment. (Note: If the “Safe info & create your PayPal account” toggle button below Billing Details is switched on, the button at the bottom of the page will say “Create Account & Pay Now”. Turn this toggle button off if you do not want to create a PayPal account.)



Click the drop arrow to see a full summary of your payment total.

**\$150.00**

### Pay with debit or credit card






We don't share your financial details with the merchant.

Country/Region  
United States

Email

Phone type  
Mobile

Phone number  
+1

Card number

Expiration date

CVV

#### Billing address

First name

Last name

Street address

Apt., ste., bldg. (optional)

City

State

ZIP code


If your details match a PayPal account, we'll add this purchase to give you eligible benefits like Purchase Protection.

By continuing, you confirm you're 18 years or older.

**Continue**

Have a PayPal account? [Log In](#)

[Cancel and return to merchant](#)




**PayPal is the safer, easier way to pay**

No matter where you shop, we keep your financial information secure.

## PAYPAL CHECKOUT (CREDIT CARD) - CONTINUED

- Once you have completed your payment a confirmation screen should appear like the one below. A payment confirmation email from PayPal will also be sent to the email address you entered in the last step. You will also receive a confirmation email from PA SFI that contains all the details for the courses you registered for.



**You paid \$150.00 USD to  
Pennsylvania SFI Implementation  
Committee**

[Details](#)

---

**Paid with**

[Redacted Card Number]

**\$150.00**

This transaction will appear on your statement as PAYPAL \*PA SFI

**Purchase details**

Receipt number: 560479220494429

We'll send confirmation to: [Redacted Email Address]

**Merchant details**

Pennsylvania SFI Implementation Committee

[Return to Merchant](#)